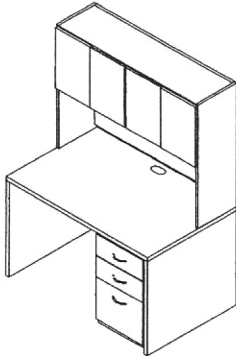
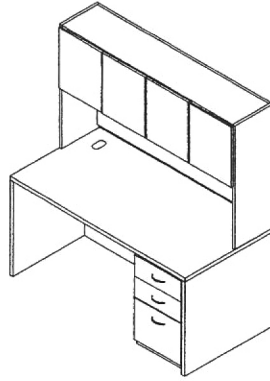


A - Office Basics

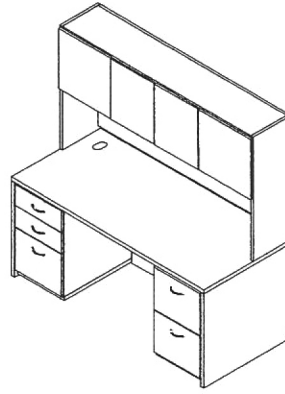
Desks & Hutches



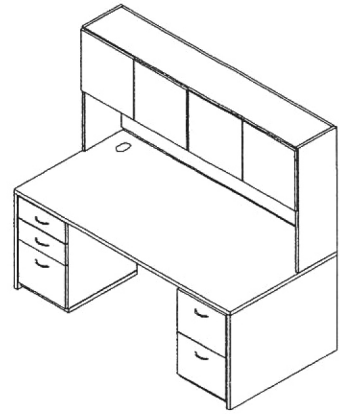
I-1 Basic Desk
Size: 48"W x 30"D x 5'-6"H



I-2 Intermediate Desk
Size: 60"W x 30"D x 5'-6"H

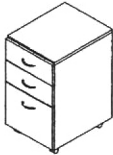


I-3 Professional Desk
Size: 66"W x 30"D x 5'-6"H

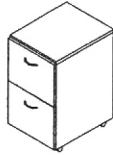


I-4 Professional Desk
Size: 72"W x 36"D x 5'-6"H

Mobile Basics



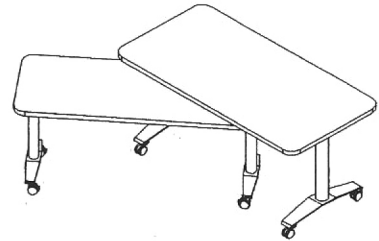
I-5 Mobile Drawer-File Pedestal
Size: 16"W x 20"D x 28"H



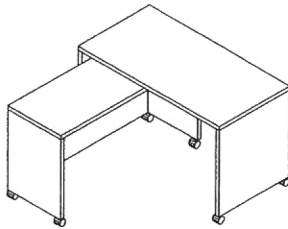
I-6 Mobile File Pedestal
Size: 16"W x 20"D x 28"H



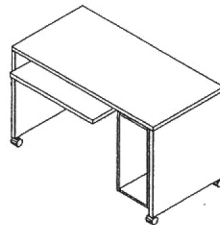
I-7 Tri-Table
Size: 48" x 47" Top



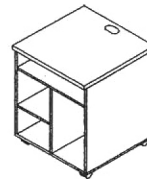
I-8 Mobile Table
Size: 60"W x 30"D x 29"H
Docking Table
Size: 60"W x 24"D x 26"H



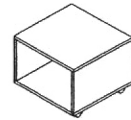
I-9 Mobile Desk
Size: 48"W x 24"D x 29"H
Mobile Return
Size: 48"W x 20"D x 27"H



I-10 Mobile Computer Table
Size: 60"W x 30"D x 29"H
Keyboard Tray and CPU Holder



I-11 High Printer Stand With Top
Size: 24"W x 24"D x 29"H



I-12 Low Printer Stand
Size: 20"W x 19"D x 15"H

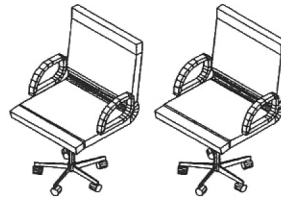
Leather & Upholstery Seating Options



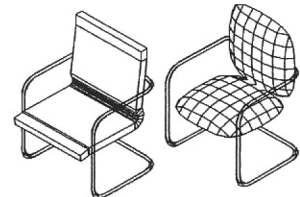
I-13 Task Seating
Clerical/Managerial



I-14 Stools
Low & High Seat



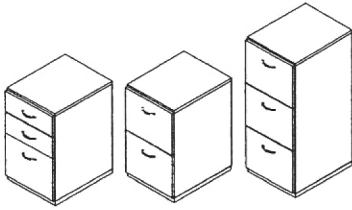
I-15 Executive & Conference
Mid & High Back



I-16 Guest Seating
Guest & Conference

A - Office Basics

File Storage Concepts

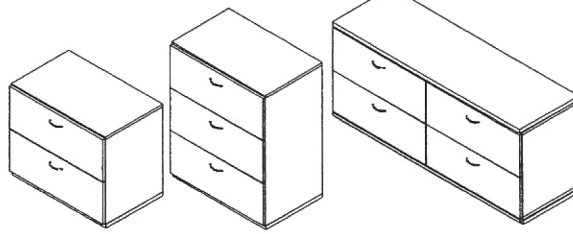


Vertical File Cabinets

I-17 Drawer File Base 16"W x 20"D x 28"H

I-18 File Base 16"W x 20"D x 28"H

I-19 Vertical File 16"W x 20"D x 41"H



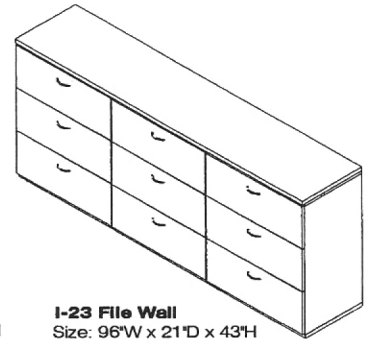
Lateral File Cabinets

I-20 File Base 32"W x 20"D x 28"H

I-21 Lateral File 32"W x 20"D x 41"H

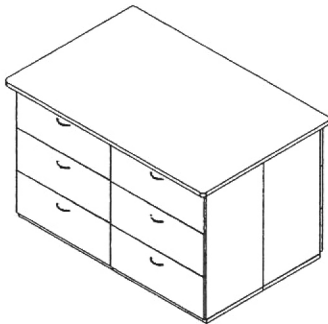
I-22 File Credenza

Size: 64"W x 21"D x 28"H

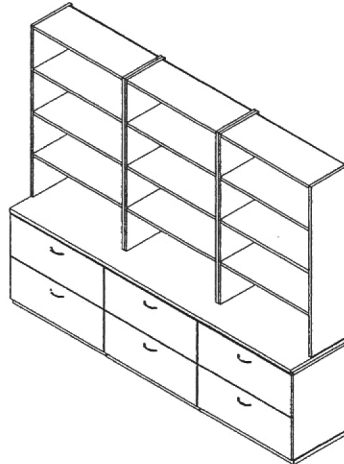


I-23 File Wall

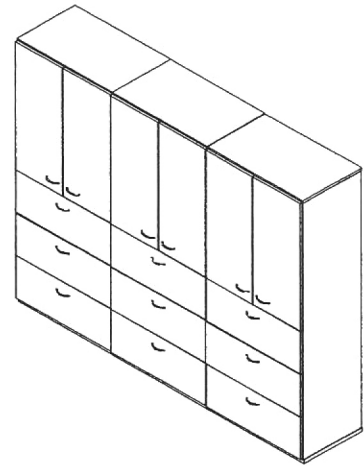
Size: 96"W x 21"D x 43"H



I-24 Center Island Workstation
Size: 64"W x 40"D x 41"H

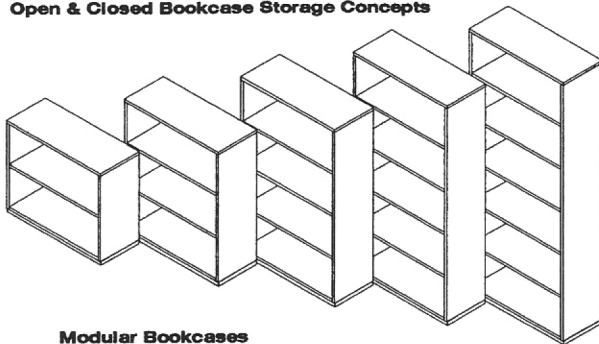


I-25 File Cabinets & Bookcase Hutches
Size: 96"W x 21"D x 67-1/8"H



I-26 High Density File & Storage
Size: 96"W x 20"D x 79-1/8"H

Open & Closed Bookcase Storage Concepts



Modular Bookcases

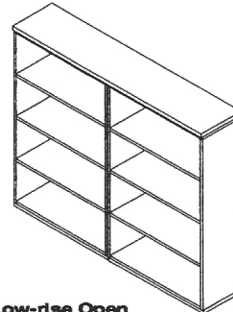
I-27 32"W x 14"D x 28"H

I-29 32"W x 14"D x 53"H

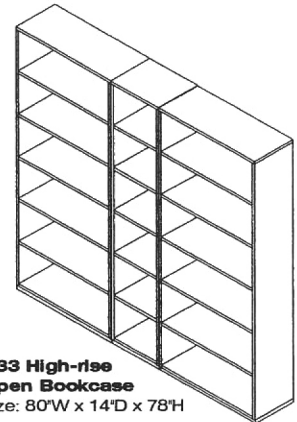
I-31 32"W x 14"D x 78"H

I-28 32"W x 14"D x 41"H

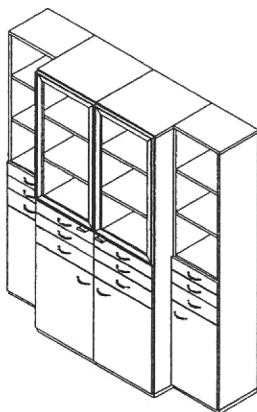
I-30 32"W x 14"D x 66"H



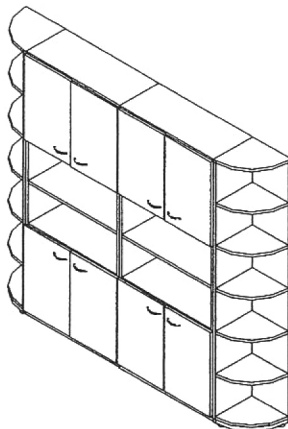
I-32 Low-rise Open Bookcase & Overlay Top
Size: 5'-4"W x 14"D x 55"H



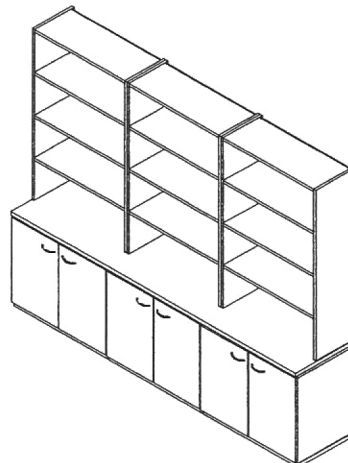
I-33 High-rise Open Bookcase
Size: 80"W x 14"D x 78"H



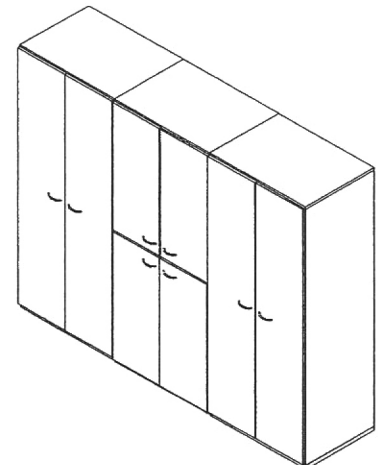
I-34 Bookcases With Doors & Drawers
Size: 72"W x 20"D x 78"H



I-35 Bookcase Cabinets With Doors & Quarter Round End Caps
Size: 92"W x 14"D x 68"H



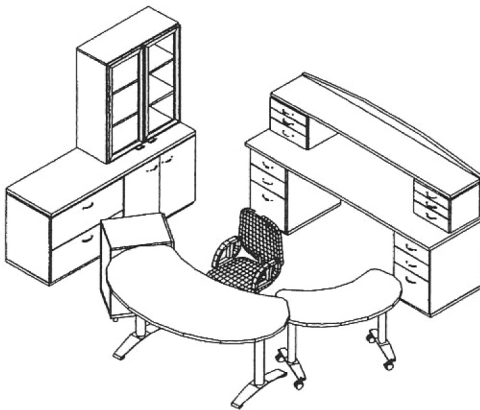
I-36 Base Cabinets & Bookcase Hutches
Size: 96"W x 21"D x 78"H



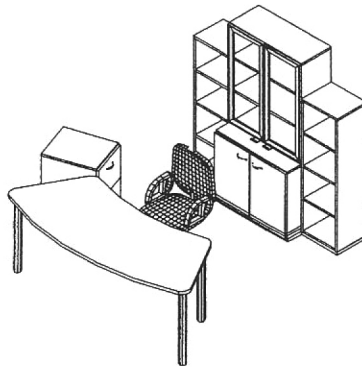
I-37 High Density Storage Wall
Size: 96"W x 24"D x 79-1/8"H

B - Business & Home Office

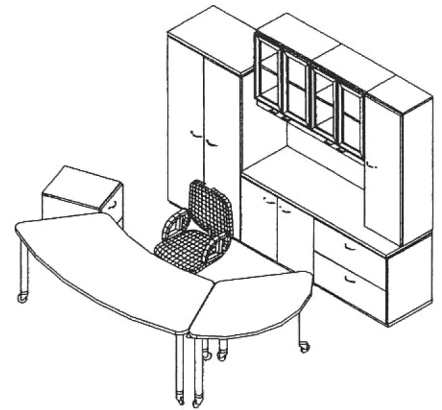
Contemporary Office Suites With Table Desks



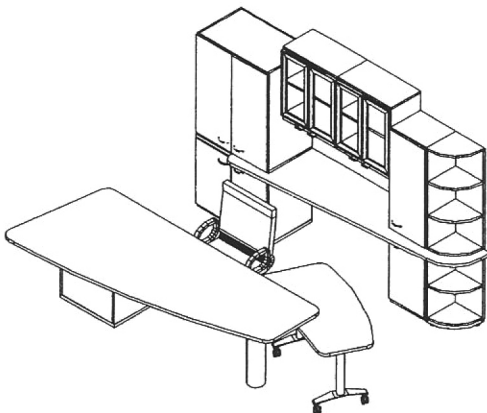
B-1 Desk With Docking Table and Credenza
Area: 11'W x 9'D x 5'-8"H



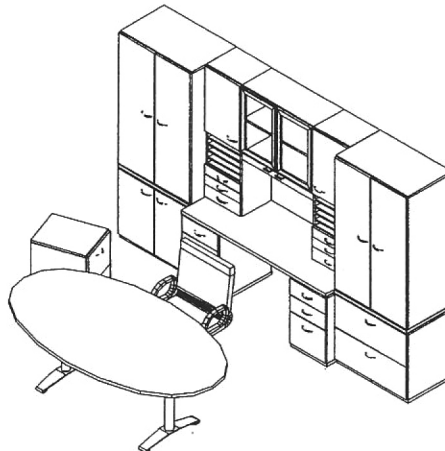
B-2 Table Desk With Bookcase Credenza
Area: 7'-6"W x 8'-6"D x 5'-8"H



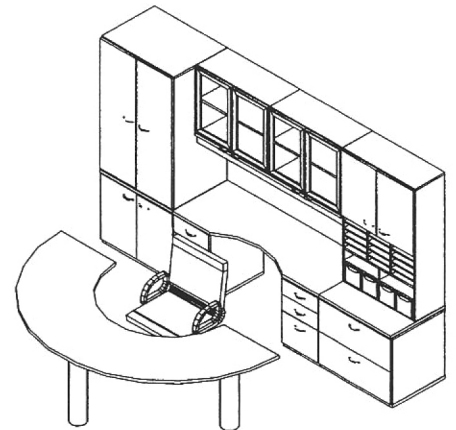
B-3 Mobile Desk With Credenza
Area: 8'W x 8'-6"D x 6'-8"H



B-4 Large Wedge Desk With Credenza
Area: 10'-6"W x 9'D x 6'-2"H

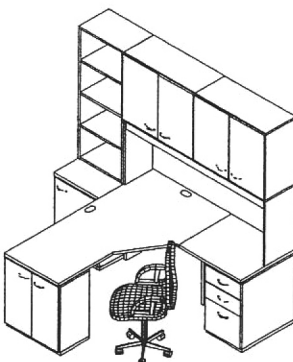


B-5 Oval Desk With Credenza
Area: 14'-6"W x 10'-6"D x 6'-8"H

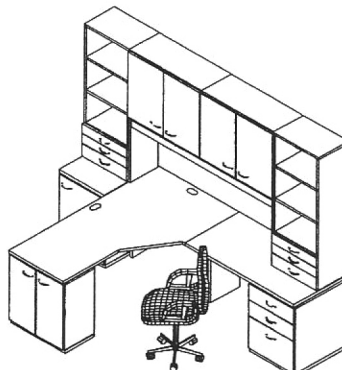


B-6 Half-Round Desk With Wall Credenza
Area: 10'-8"W x 11'D x 6'-8"H

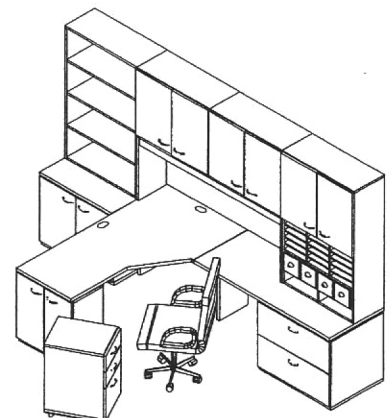
Peninsula Desk (Computer Top)



B-7 Option A
Area: 5'-4"W x 6'D x 6'-8"H



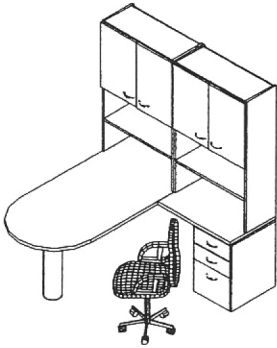
B-8 Option B
Area: 8'W x 6'D x 6'-8"H



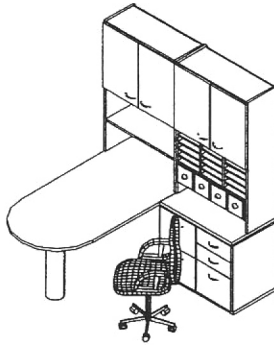
B-9 Option C
Area: 10'-8"W x 6'D x 6'-8"H

B - Business & Home Office

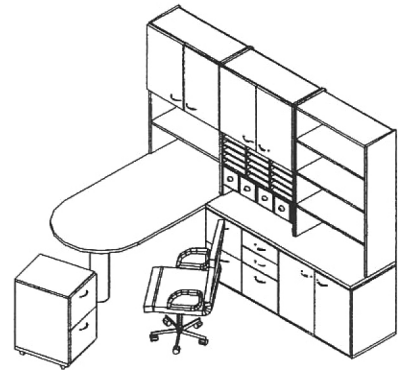
Peninsula Desks (Bullet Top)



B-10 Option A
Area: 5'-4"W x 6'D x 6'-8"H




B-11 Option B
Area: 5'-4"W x 6'D x 6'-8"H

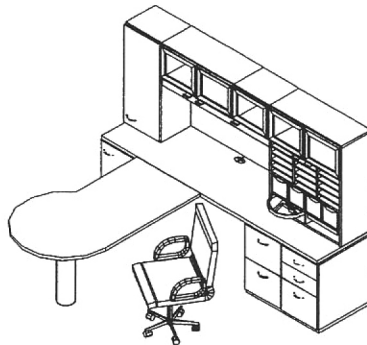


B-12 Option C
Area: 8'W x 7'D x 6'-8"H


Peninsula Desks ("P" Top)



B-13 Option A
Area: 6'-8"W x 7'D x 5'-8"H




B-14 Option B
Area: 8'W x 7'D x 5'-8"H

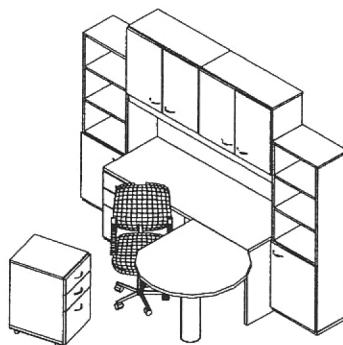


B-15 Option C
Area: 10'-8"W x 7'D x 5'-8"H


Peninsula Desks (Teardrop Top)



B-16 Option A
Area: 6'-8"W x 4'-10"D x 5'-8"H



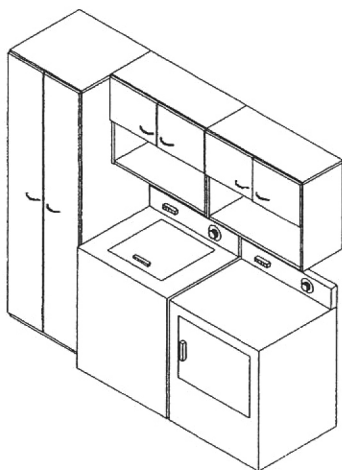
B-17 Option B
Area: 7'-4"W x 4'-10"D x 6'-8"H



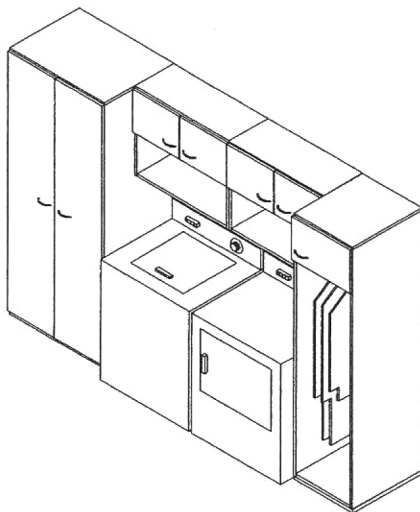
B-18 Option C
Area: 11'-4"W x 4'-10"D x 6'-8"H

C - Storage & Utility

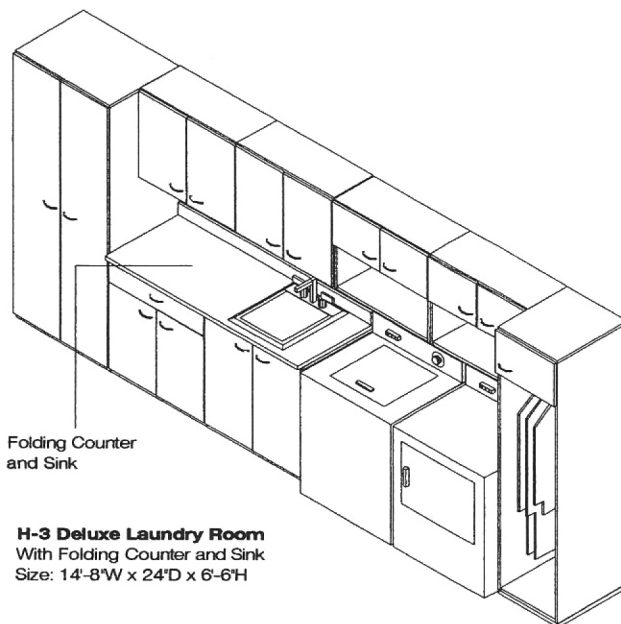
Home Laundry Rooms



H-1 Basic Laundry Room
Size: 7'-4"W x 24"D x 6'-6"H



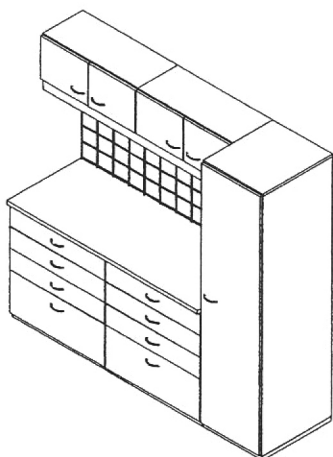
H-2 Deluxe Laundry Room
Size: 9'-4"W x 24"D x 6'-6"H



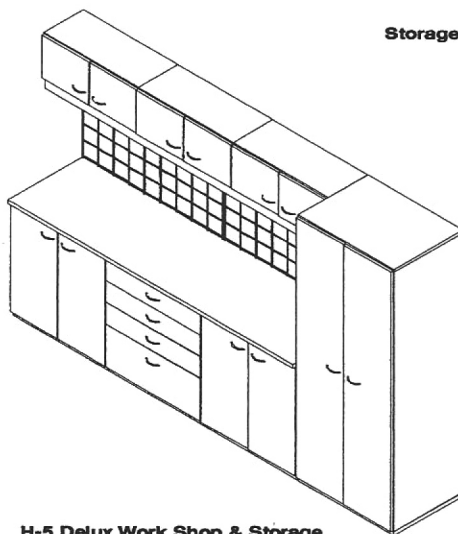
H-3 Deluxe Laundry Room
With Folding Counter and Sink
Size: 14'-8"W x 24"D x 6'-6"H

Folding Counter
and Sink

Garage & Basement Work Shops

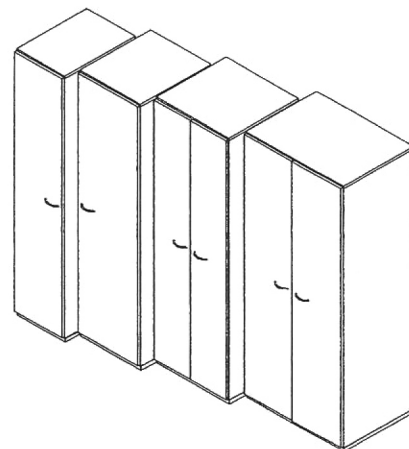


H-4 Basic Work Shop & Storage
Size: 7'W x 24'D x 6'-6"H



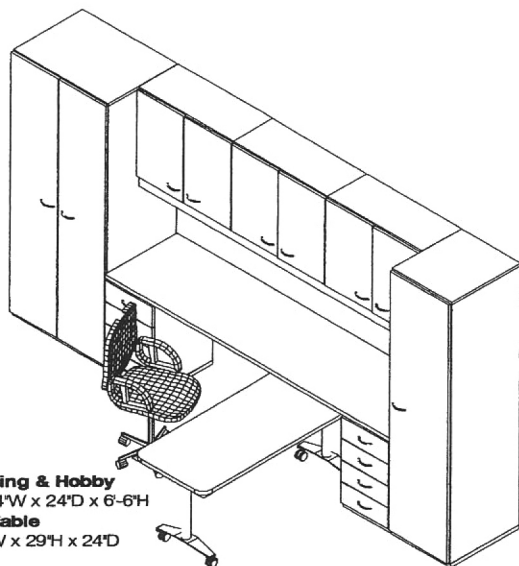
H-5 Delux Work Shop & Storage
Size: 13'-4"W x 24"D x 6'-6"H

Storage Cabinets

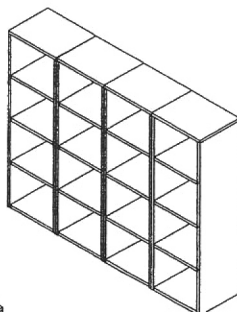


H-6 Storage Cabinets (24"D)
Size: 16"W, 20"W, 24"W, & 32"W

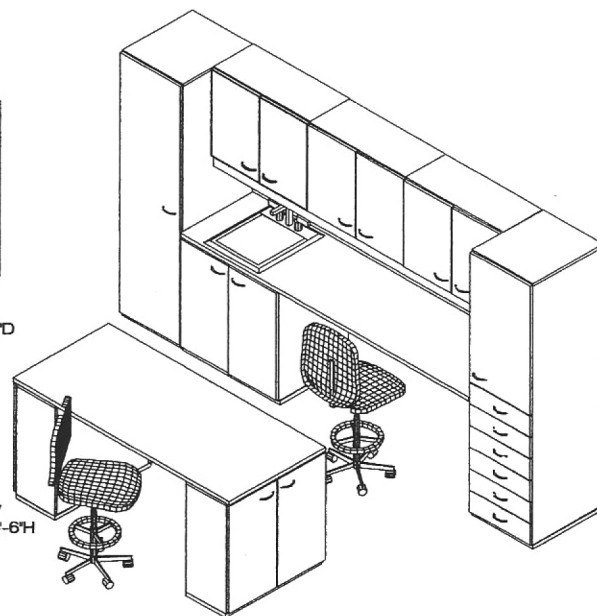
Sewing & Hobby Rooms



H-9 Sewing & Hobby
Size: 12'-4"W x 24"D x 6'-6"H
Mobile Table
Size: 60"W x 29"H x 24"D



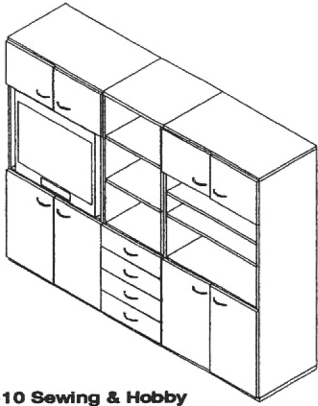
H-8 Storage Cubes
Size: 64"W x 64"H x 14"D



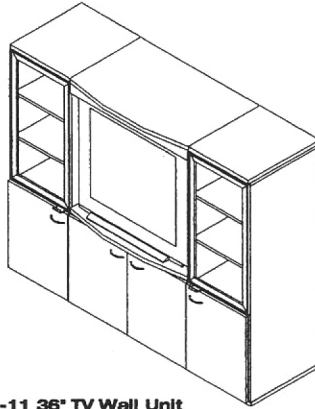
H-7 Sewing & Hobby
Size: 11'-4"W x 24"D x 6'-6"H
Work Island
Size: 6'W x 3'H x 32'D

C - Media Storage & Wall Beds

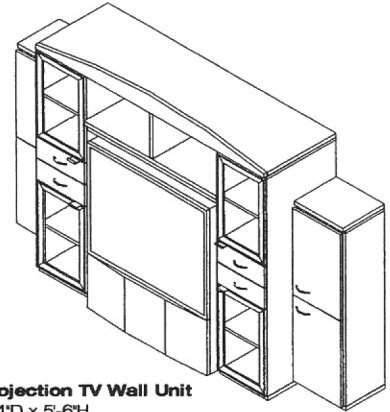
Sewing & Hobby Rooms



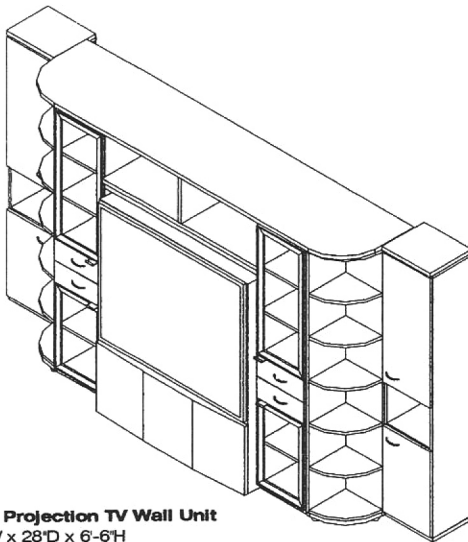
H-10 Sewing & Hobby
Size: 12'-4"W x 24"D x 6'-6"H
Mobile Table
Size: 60"W x 29"H x 24"D



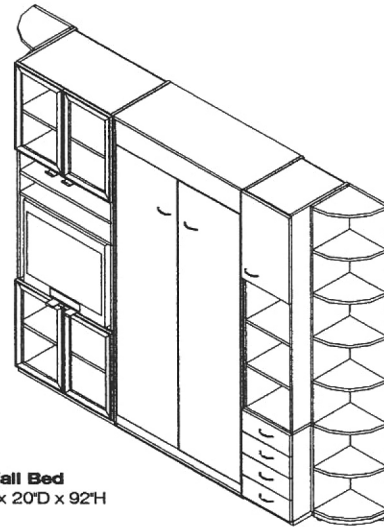
H-11 36" TV Wall Unit
Size: 6'-8"W x 20"D x 5'-6"H



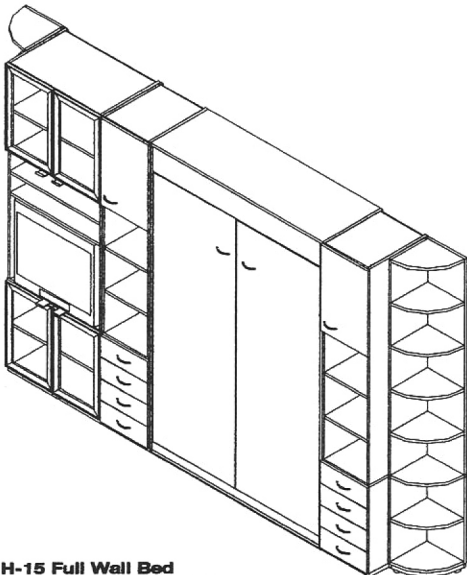
H-12 55" Projection TV Wall Unit
Size: 9'W x 24"D x 5'-6"H
Span: 44"W x 49"H



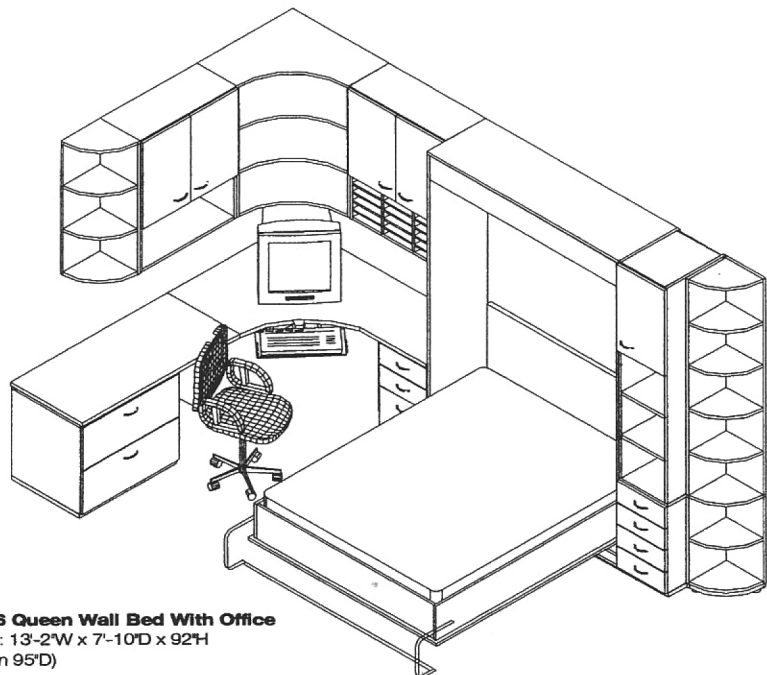
H-13 65" Projection TV Wall Unit
Size: 12'W x 28"D x 6'-6"H
Span: 52"W x 62"H



H-14 Twin Wall Bed
Area: 9'-11"W x 20"D x 92"H
(Open 91"D)



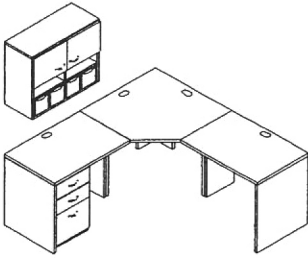
H-15 Full Wall Bed
Area: 12'-6"W x 20"D x 92"H
(Open 91"D)



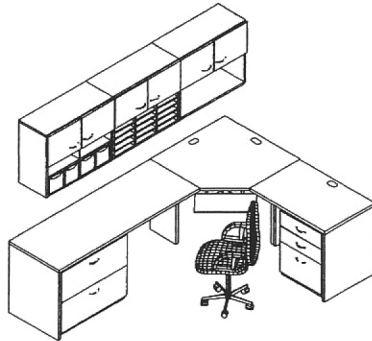
H-16 Queen Wall Bed With Office
Area: 13'-2"W x 7'-10"D x 92"H
(Open 95"D)

D - Corner Solutions

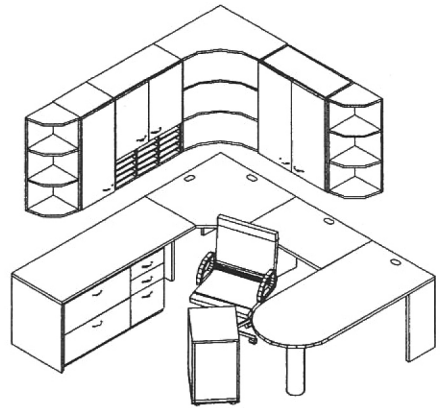
Built-In Corner Desk Options With Overhead Wall Cabinets



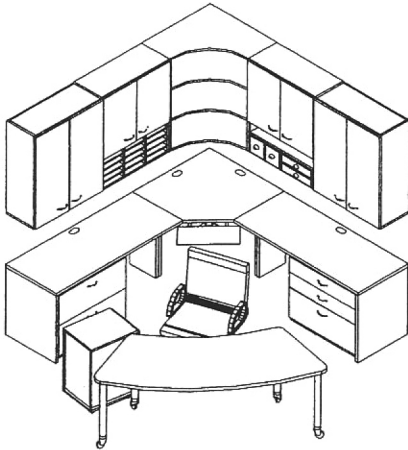
C-1 Corner Desk
36" x 36" Corner
Area: 6'W x 6'D x 6'-4"H




C-2 Corner Desk With Overhead Cabinets 36" x 36" Corner
Area: 6'W x 8'-4"D x 6'-4"H



C-3 Corner Desks With Peninsula
36" x 36" Corner
Area: 8'-6"W x 8'-4"D x 7'-5"H

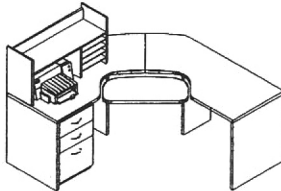


C-4 Corner Desk With Mobile Table
36" x 36" Corner
Area: 10'-6"W x 10'-6"D x 7'-5"H

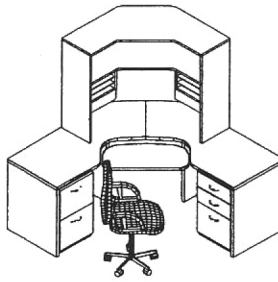


C-5 Built-In Corner With Conference Table
42" x 42" Corner
Area: 12'W x 12'D x 6'-6"H

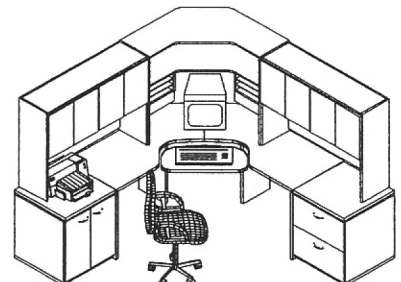
Corner Desk & Hutch Options



C-6 Option A (66" Corner Desk)
With 36" Low Rise Hutch
Area: 5'-6"W x 5'-6"D x 4'H

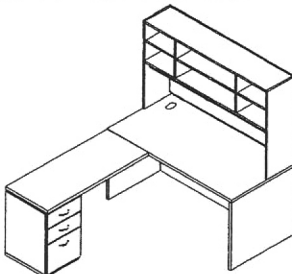


C-7 Option B (66" Corner Desk)
With 40" x 40" Corner Hutch
Area: 5'-6"W x 5'-6"D x 5'-6"H




C-8 Option C (66" Corner Desk)
With 40"x40" Corner Hutch & Two 48" Hutch Units
Area: 7'-6"W x 7'-6"D x 5'-6"H


Desk With Return Extensions



C-9 Option A (60"x30" Desk)
With 48" x 20" Return
Area: 5'W x 6'-6"D x 5'-6"H



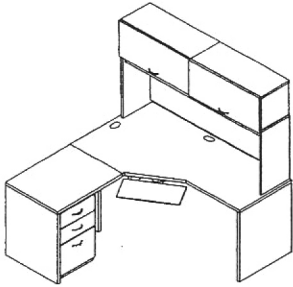
C-10 Option B (66"x30" Desk)
With 60" x 20" Return
Area: 5'-6"W x 7'-6"D x 5'-6"H




C-11 Option C (72"x36" Desk)
With 60"x24" Return
Area: 6'W x 8'D x 5'-6"H

D - Corner Solutions


Single Tier Cabinets With Hutch Base Options



C-12 Option A
66"W x 39"H Hutch
Area: 5'-6"W x 5'-6"D x 5'-8"H




C-13 Option B
72"W x 39"H Hutch
With Qtr Round End Cabinets
Area: 8'-8"W x 6'D x 5'-8"H




C-14 Option C
Two 48"W x 39"H Hutch Units
With Corner Bridge
and Qtr Round End Cabinets
Area: 8'-2"W x 8'-4"D x 5'-8"H

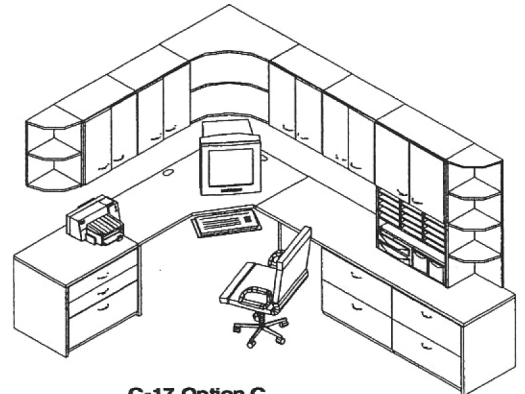
Double Tiered Cabinets With Hutch Base Options



C-15 Option A
66"W x 52"H Hutch & 32"W Cabinet
Area: 8'-2"W x 5'-6"D x 6'-8"H




C-16 Option B
72"W x 52"H Hutch & 32"W Cabinet
Area: 8'-8"W x 8'-11"D x 6'-8"H




C-17 Option C
Two 48"W x 52"H Hutch Units
With 32"W Cabinets and
Qtr Round End Cabinets
Area: 11'-2"W x 8'-2"D x 6'-8"H

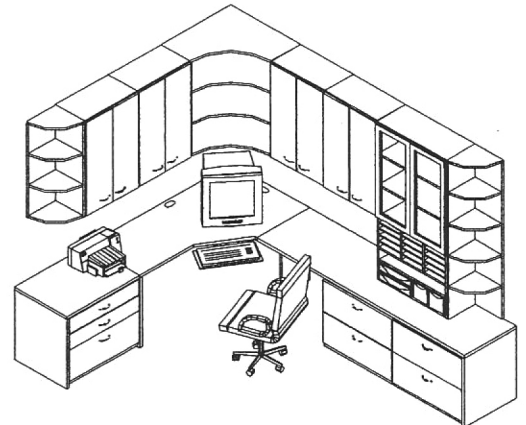
Triple Tiered Overhead Cabinet Options



C-18 Option A
66"W x 65"H - 32"W Cabinet
Area: 8'-2"W x 5'-6"D x 6'-8"H



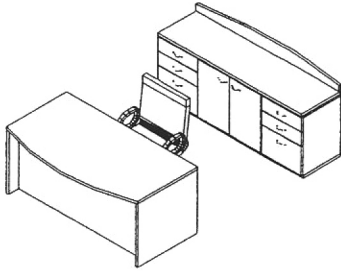
C-19 Option B
72"W x 65"H - 32"W Cabinet
Area: 8'-8"W x 8'-11"D x 6'-8"H



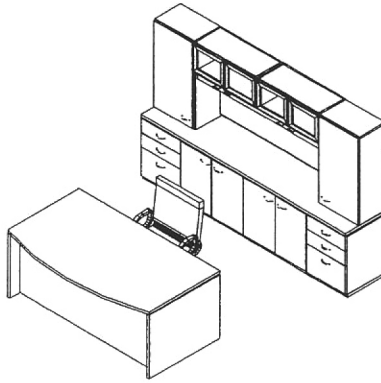
C-20 Option C
With 32"W Cabinet and
Qtr Round End Cabinets
Area: 11'-2"W x 8'-2"D x 6'-8"H

E - Business Office Suites

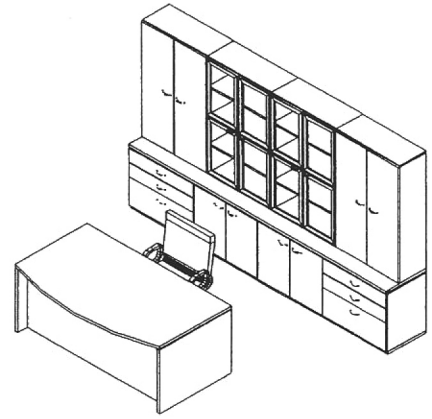
Bow Front Desks (Prestige Office Suites)



A-1 Option A
(Desktop 66"W x 36"D)
Area: 6'W x 9'-2"D x 2'-11"H

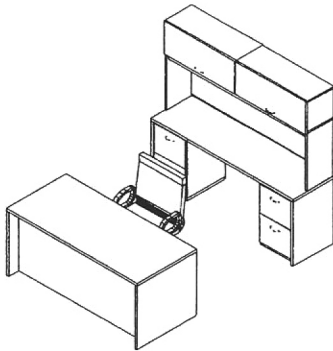


A-2 Option B
(Desktop 72"W x 42"D)
Area: 8'-8"W x 9'-2"D x 5'-8"H

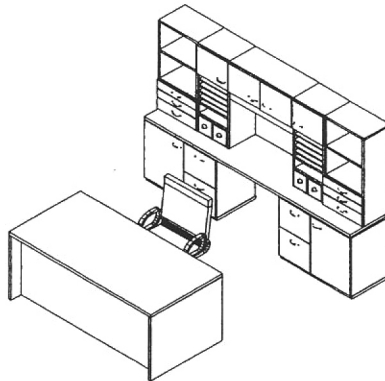


A-3 Option C
(Desktop 72"W x 42"D)
Area: 10'8"W x 9'-2"D x 6'-8"H

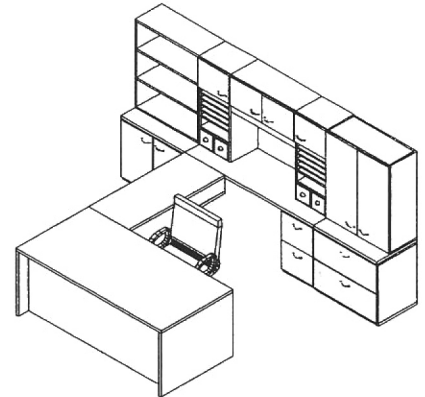
Rectangular Desks (Traditional Office Suites)



A-4 Option A
(Desktop 66"W x 30"D)
Area: 6'W x 8'-8"D x 5'-8"H

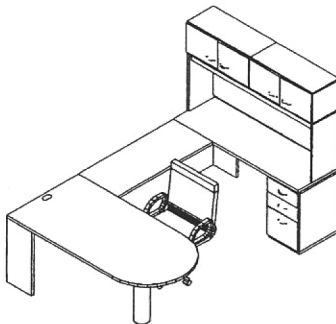


A-5 Option B
(Desktop 72"W x 36"D)
Area: 9'-8"W x 8'-8"D x 5'-8"H

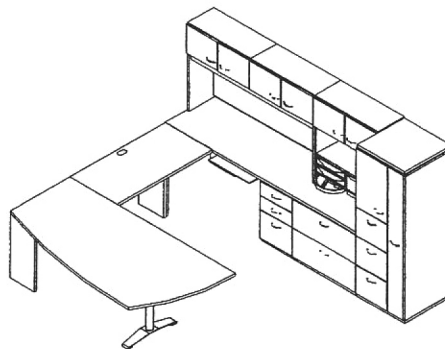


A-6 Option C
(Desktop 72"W x 36"D)
Area: 10'-8"W x 8'-8"D x 5'-8"H

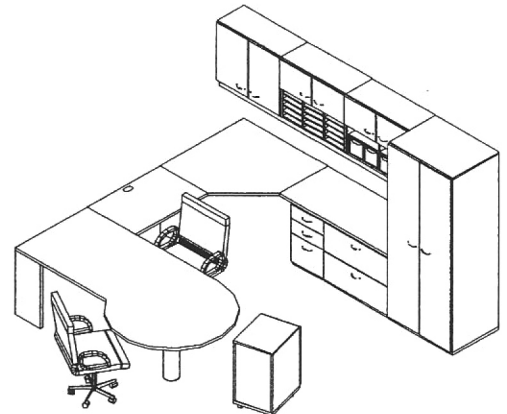
Penninsula Desks (Contemporary Workspaces)



A-7 Option A
(Bullet Top 72"W x 36"D)
Area: 6'W x 8'-8"D x 5'-8"H



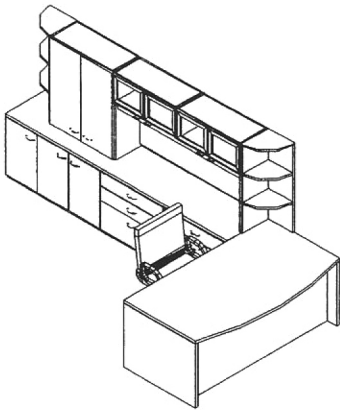
A-8 Option B
(Wedge Top 84"W x 42"D)
Area: 10'W x 9'-6"D x 5'-8"H



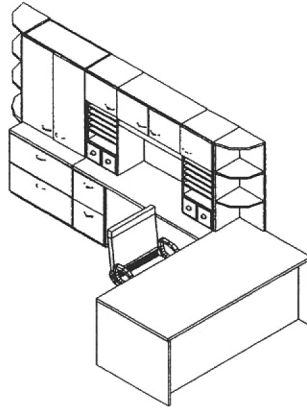
A-9 Option C
(P Top 90"W x 48"D)
Area: 10'6"W x 10'D x 6'-6"H

E - Business Office Suites


Wall Offices



A-10 Wall Office (Bow Front Desk)
Area: 12'-10"W x 6'D x 5'-8"H




A-11 Wall Office (Rectangular Desk)
Area: 12'-2"W x 6'D x 5'-8"H




A-12 Wall Office (Peninsula Desk)
Area: 12'-4"W x 9'D x 5'-8"H

Conference Rooms



A-13 Round Conference Table
Size: 48" Diameter

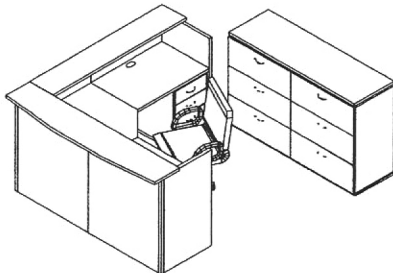


A-14 Trestle Conference Table
Size: 42"W x 7'L

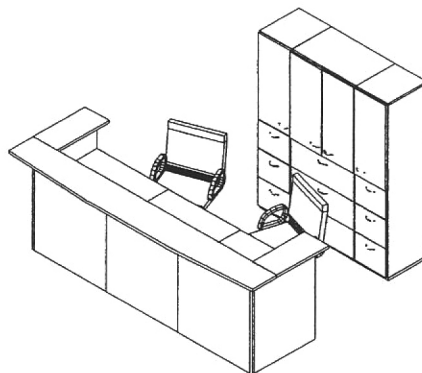


A-15 Oval Conference Table
Size: 46"W x 7'L

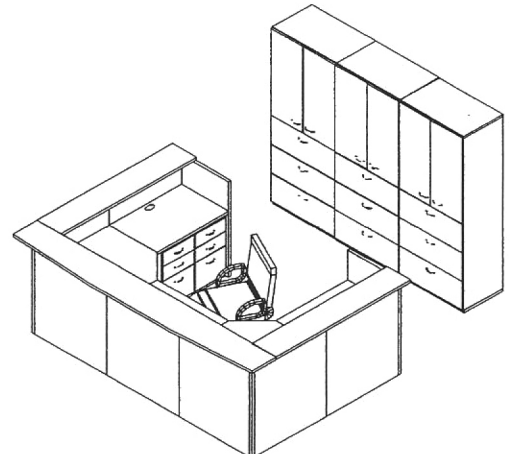
Welcome Centers



A-16 "L" Shaped
Area: 8'W x 11'D x 3'-6"H



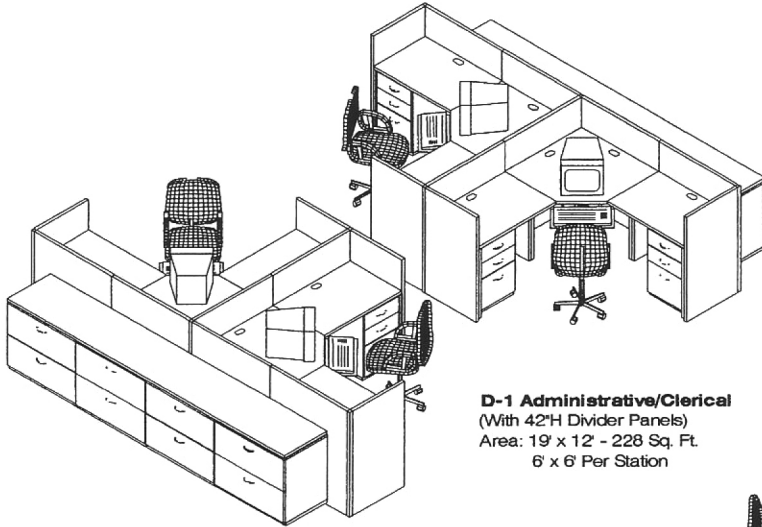
A-17 Parallel
Area: 10'W x 8'-6"D x 3'-6"H



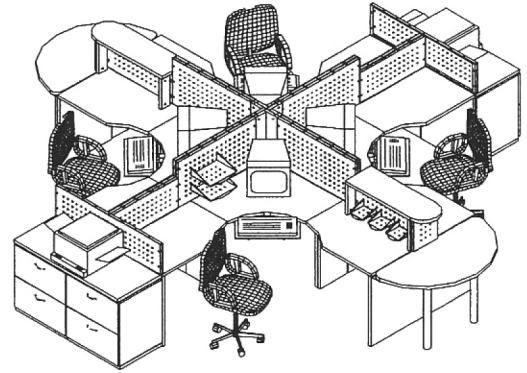
A-18 "U" Shaped
Area: 10'W x 12'D x 3'-6"H

F - Office Cubicles & Multi-Workstations

Open Office Environments (Low Profile Divider Panels)

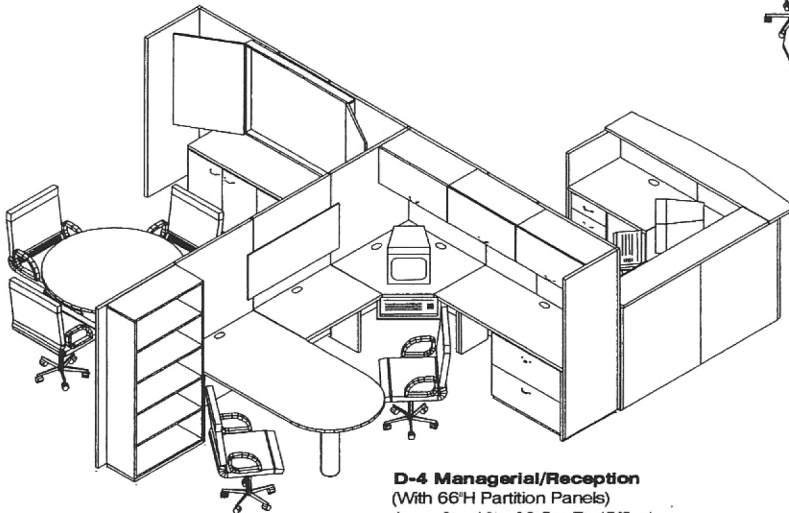


D-1 Administrative/Clerical
(With 42"H Divider Panels)
Area: 19' x 12' - 228 Sq. Ft.
6' x 6' Per Station

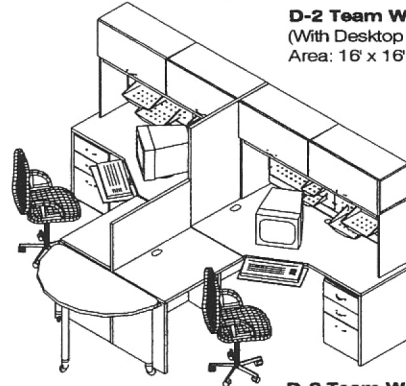


D-2 Team Workstation
(With Desktop Screening System)
Area: 16' x 16' - 256 Sq. Ft. 6' x 6' Per Station


Open Office Environments (High Profile Partition Panels)



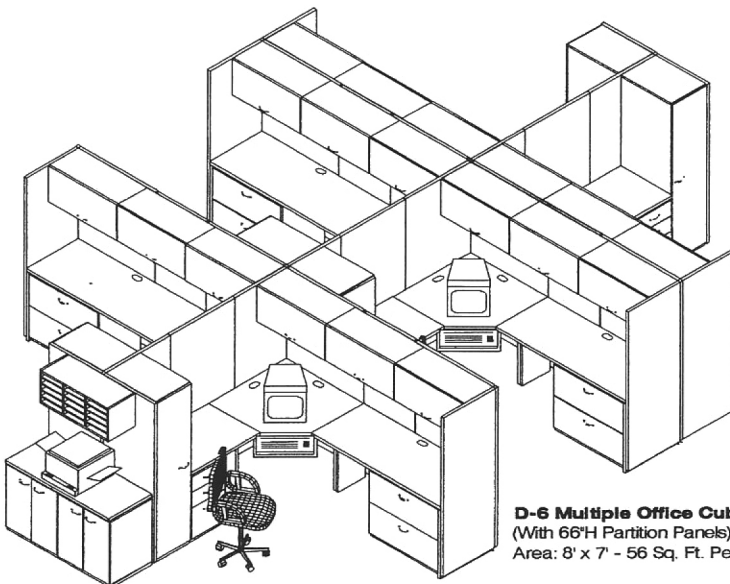
D-4 Managerial/Reception
(With 66"H Partition Panels)
Area: 8' x 12' - 96 Sq. Ft. (Office)



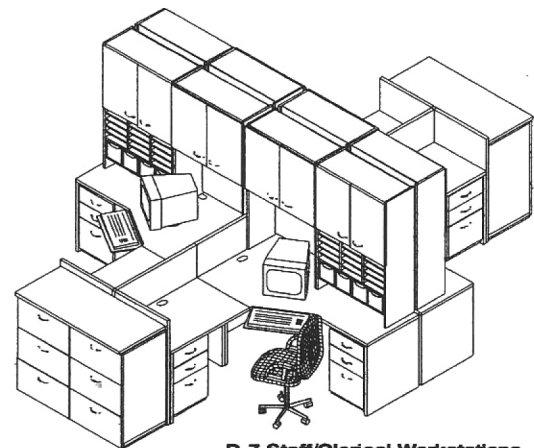
D-3 Team Workstation
(Side by side with divider panels)
Area: 6' x 6' - 36 Sq. Ft. Per Station



D-5 Quad Workstation
(With 66"H Partition Panels)
Area: 6' x 6' - 36 Sq. Ft. Per Station




D-6 Multiple Office Cubicles
(With 66"H Partition Panels)
Area: 8' x 7' - 56 Sq. Ft. Per Station



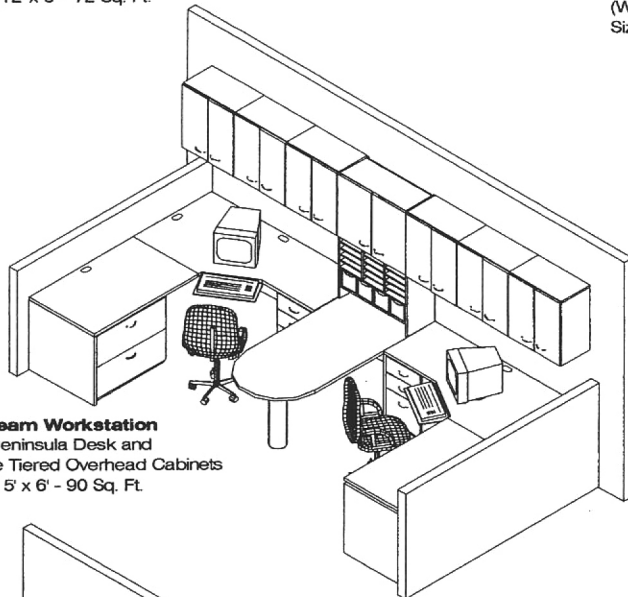
D-7 Staff/Clerical Workstations
(With 42"H Dividers Panels)
Area: 6' x 6' - 36 Sq. Ft. Per Station

F - Office Cubicles & Multi-Workstations

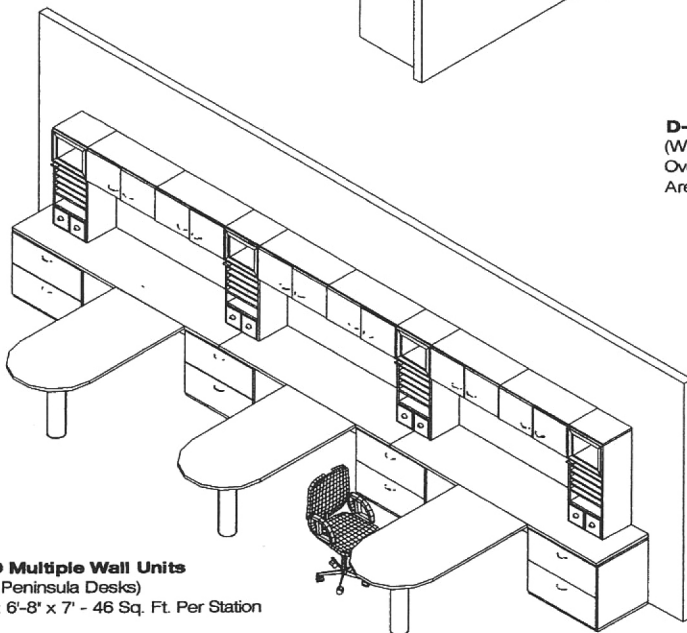
Multi-Workstations - Wall Installation



D-8 Team Workstation
(With Single Tier Overhead Cabinets)
Area: 12' x 6' - 72 Sq. Ft.



D-9 Team Workstation
(With Peninsula Desk and
Double Tiered Overhead Cabinets)
Area: 15' x 6' - 90 Sq. Ft.



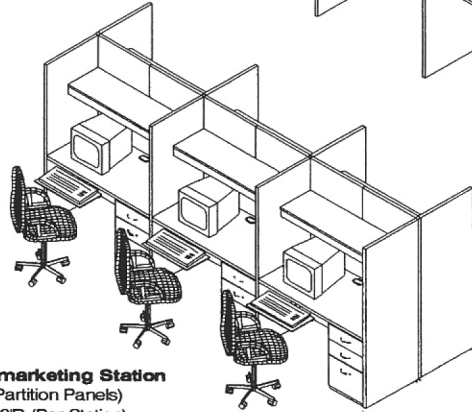
D-10 Multiple Wall Units
(With Peninsula Desks)
Area: 6'-8' x 7' - 46 Sq. Ft. Per Station

Visitors, Telemarketing & Hoteling Stations

D-11 Visitors Phone Center
(With 48"H Divider Panels)
Size: 4'W x 3'D (Per Station)



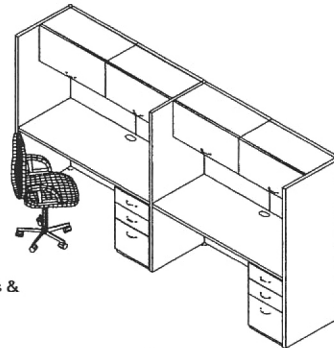
D-12 Telemarketing Station
(With 66"H Partition Panels)
Size: 4'W x 3'D (Per Station)



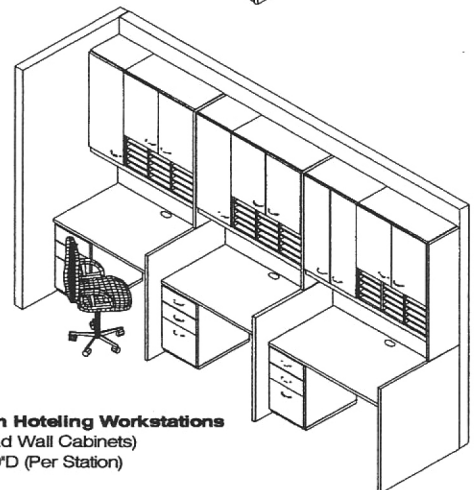
D-13 Hoteling Station
(With 66"H Partition Panels &
Overhead Ledge)
Area: 4' x 2' (Per Station)



D-14 Hoteling Station
(With 66"H Partition Panels &
Overhead Cabinet)
Area: 5' x 2' (Per Station)



D-15 Built-In Hoteling Workstations
(With Overhead Wall Cabinets)
Size: 4'W x 30"D (Per Station)




G - Conference Room Furniture

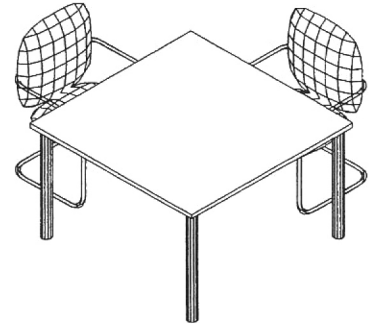
Conference Tables



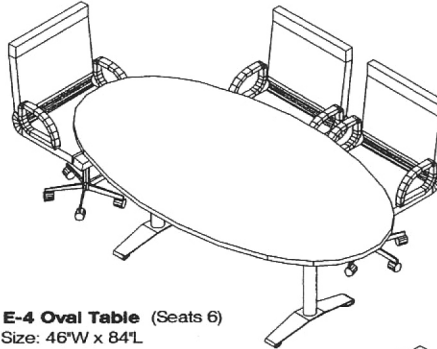
E-1 Tri-Table
Size: 48"



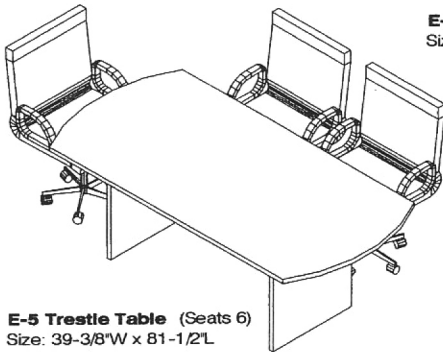
E-2 Round Tables (Seats 4)
Size: 48"




E-3 Square Tables (Seats 4)
Size: 48"



E-4 Oval Table (Seats 6)
Size: 46"W x 84"L

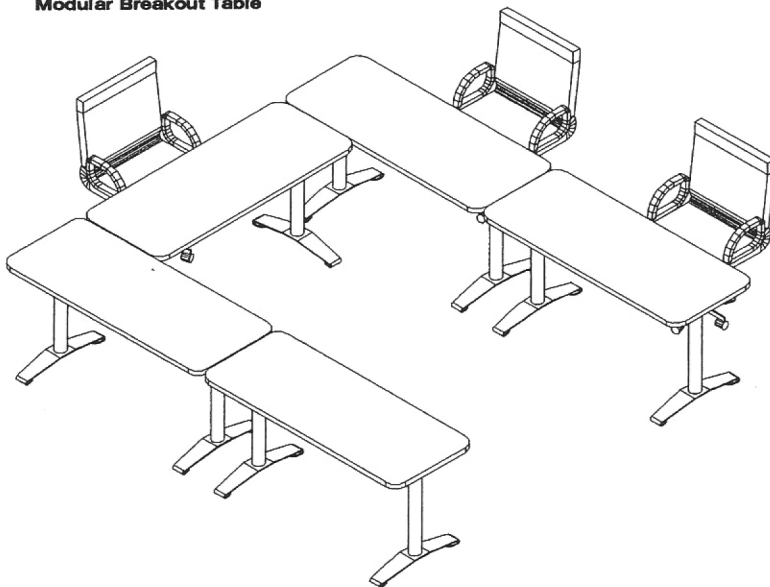


E-5 Trestle Table (Seats 6)
Size: 39-3/8"W x 81-1/2"L

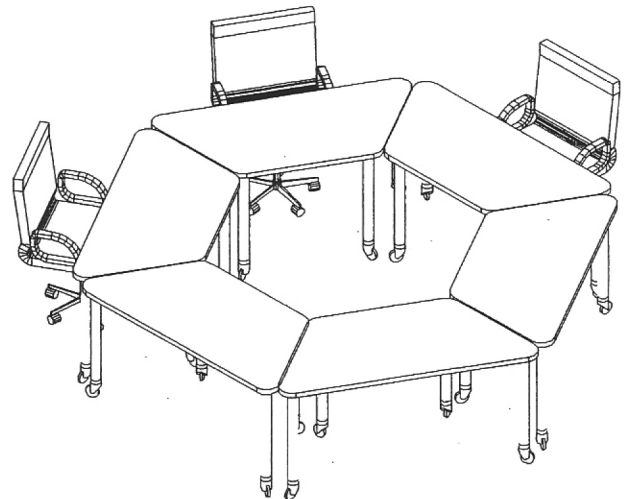


E-6 Custom Boat Table
(Seats 8)
Size: 48"W x 96"L

Modular Breakout Table



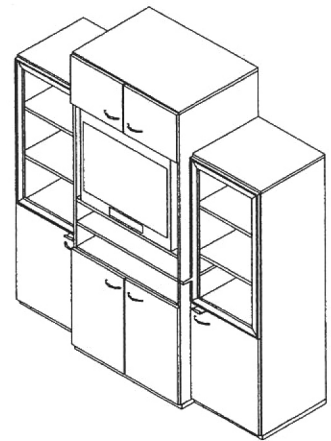
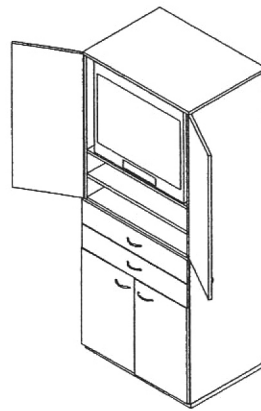
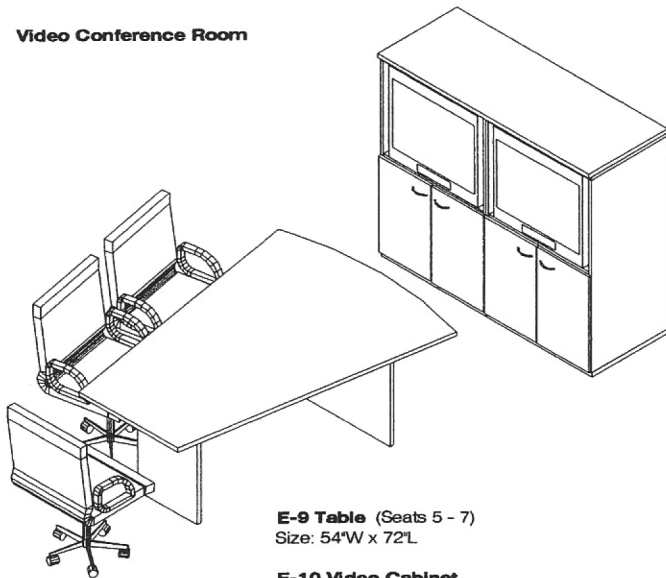
E-7 Breakout Tables (Seats 2 Per Table)
Size: 5"W x 29"H x 24"D



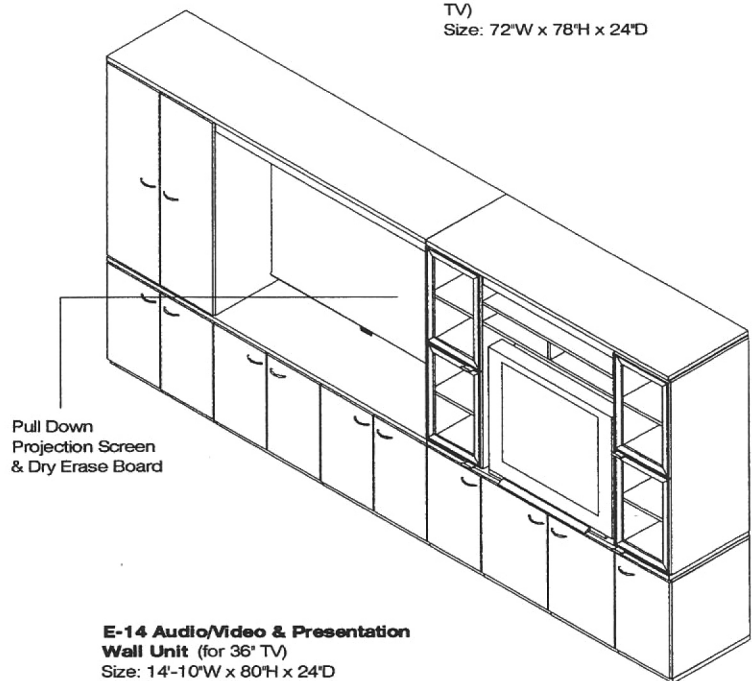
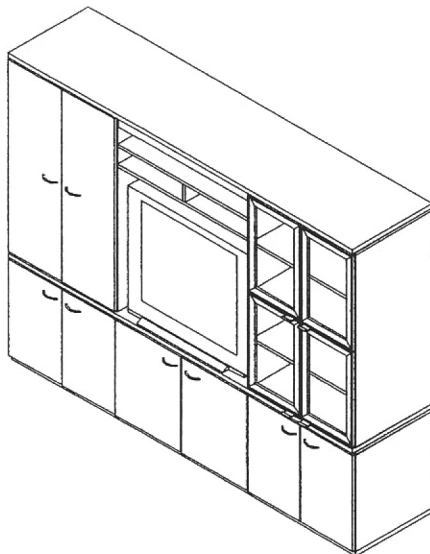
E-8 Breakout Tables (Seats 2 Per Table)
Size: 5"W x 29"H x 24"D

G - Conference Room Furniture

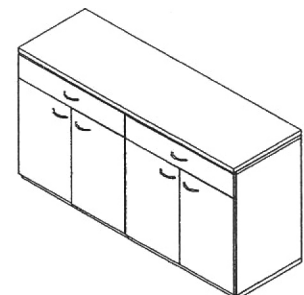
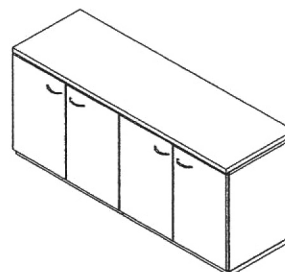
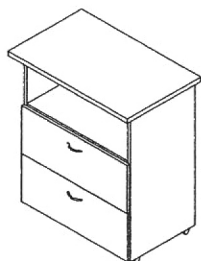
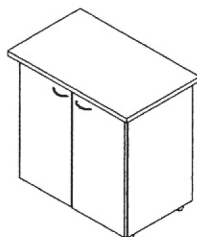
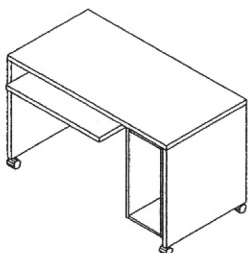
Video Conference Room



AV Wall Units

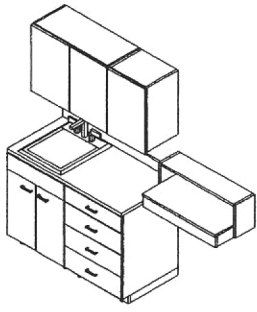


Conference Room Basics

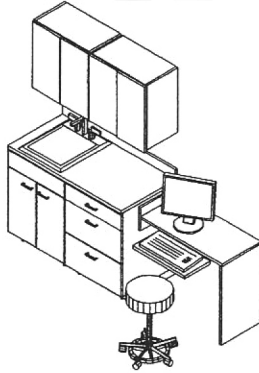


H - Healthcare

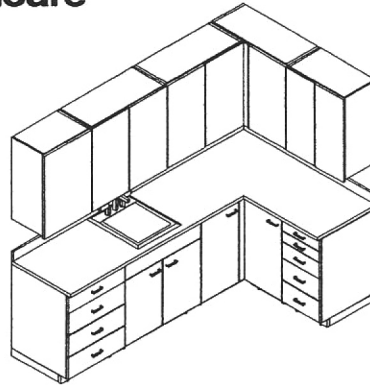
Medical Cabinetry



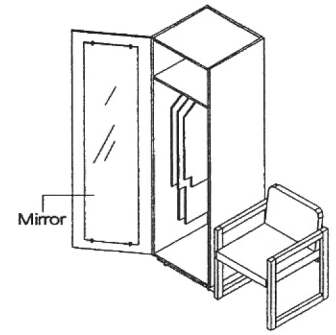
F-1 Exam Room Casework
Area: 6'-8"W x 2'D x 6'-4"H



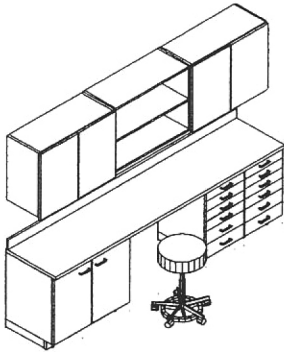
F-2 Exam Room Casework
Area: 7'-8"W x 2'D x 6'-4"H



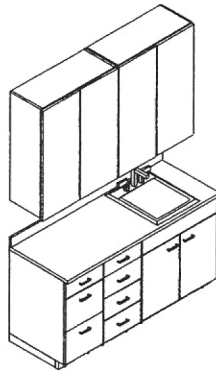
F-3 Treatment Room Casework
Area: 8'-2"W x 4'-8"D x 6'-4"H



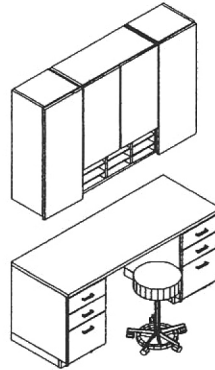
F-4 Dressing Nook
Area: 24"W x 24"D x 6'-8"H



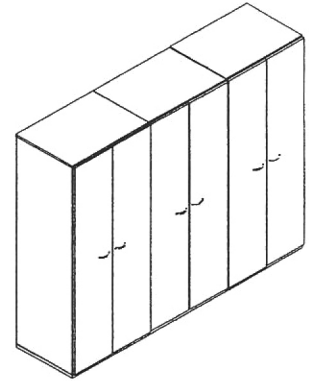
**F-5 Procedural Room
with Instrument Cabinets**
Area: 8'W x 20'D x 6'H



F-6 Utility Station
Area: 8'W x 20'D x 6'H

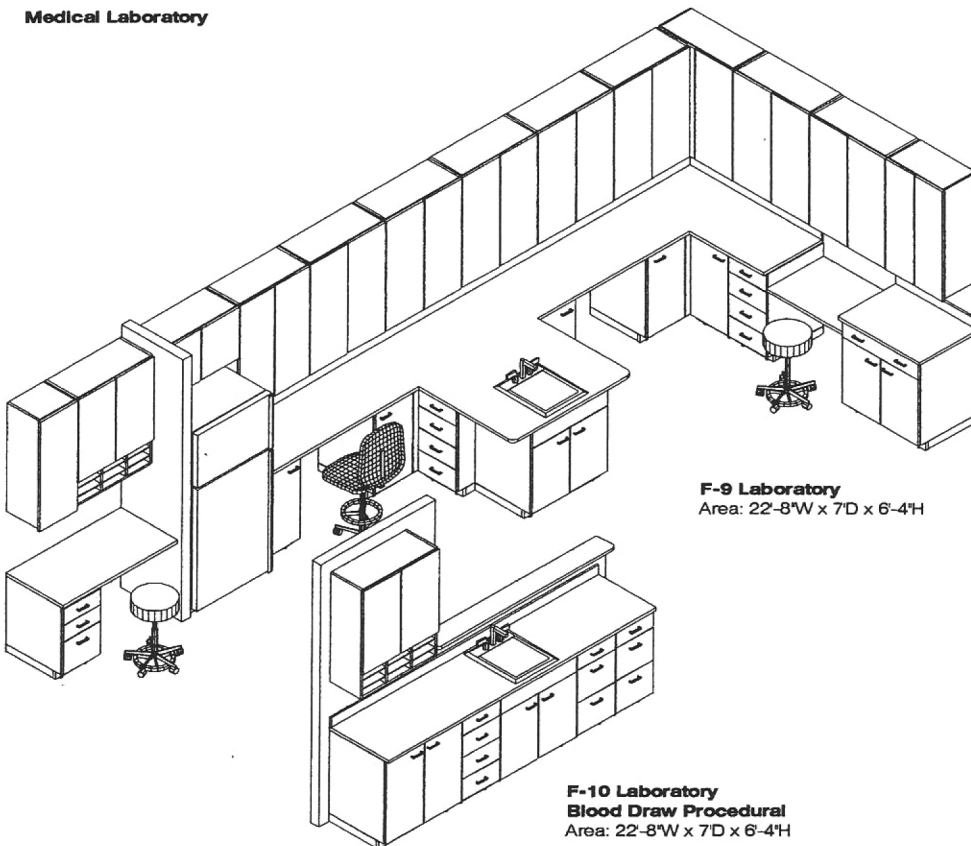


F-7 Medical Records
Area: 8'W x 20'D x 6'H

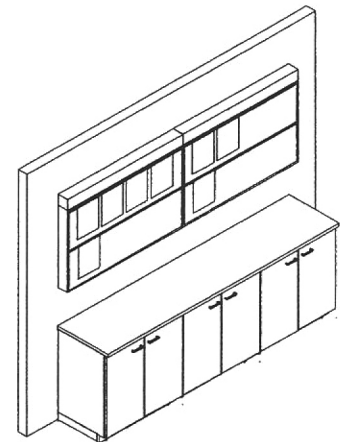


F-8 Supply Storage
Area: 8'W x 24'D x 6'-6"H

Medical Laboratory



F-9 Laboratory
Area: 22'-8"W x 7'D x 6'-4"H

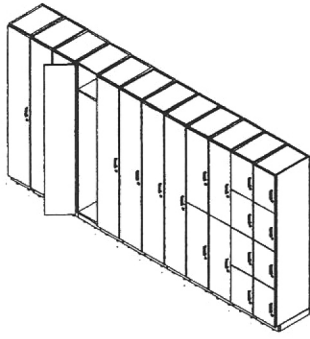


F-11 X-Ray Viewing
Area: 22'-8"W x 7'D x 6'-4"H

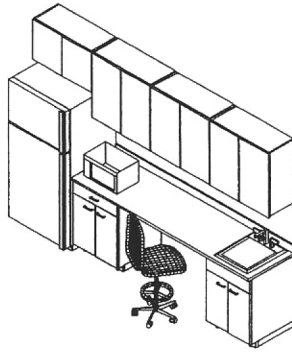
**F-10 Laboratory
Blood Draw Procedural**
Area: 22'-8"W x 7'D x 6'-4"H

H - Healthcare

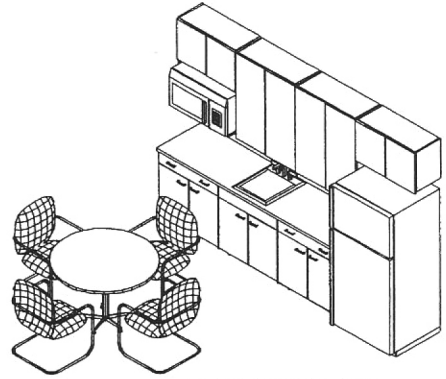
Employee Facilities



F-17 Lockers
Area: 10'-8"W x 20'D x 6'-4"H
12"W x 19"D x 5'-11 3/8"H Each

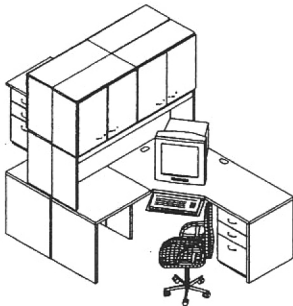


F-18 Hospitality Bar
Area: 10'-8"W x 24"D x 6'-4"H



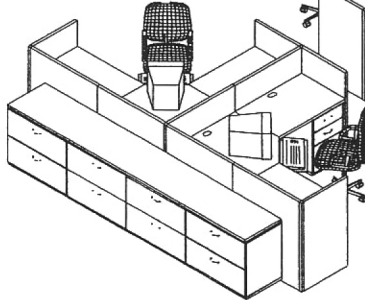
F-19 Employee Lounge
Area: 10'-8"W x 10'D x 7'-5"H

Typical Doctor Offices

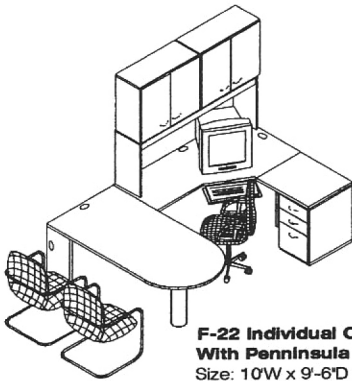


F-20 Double Workstation
Size: 12'W x 6'D x 6'-8"H

Open Office Environments (Low Profile Divider Panels)



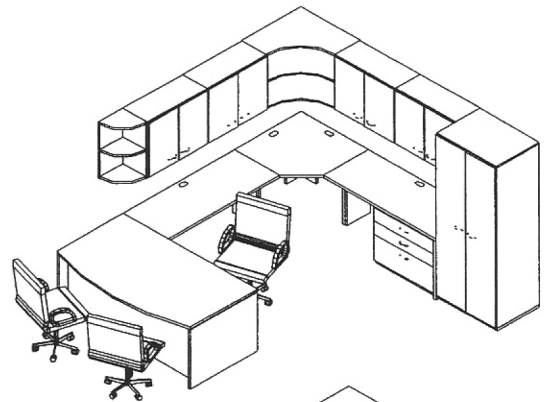
F-21 Administrative/Clerical Workstations
(With 42"H Divider Panels)
Area: 19' x 12' - 228 Sq. Ft.
6' x 6' Per Station




F-22 Individual Office With Peninsula Desk
Size: 10'W x 9'-6"D x 5'-6"H



F-23 Professional Office With 'P' Top
Size: 10'W x 9'-6"D x 5'-6"H



F-24 Professional Office With Bow Front Desk
Size: 10'-8"W x 10'-6"D x 6'-6"H



F-25 Individual Office With Bow Front Desk
Size: 9'W x 6'D x 6'-8"H



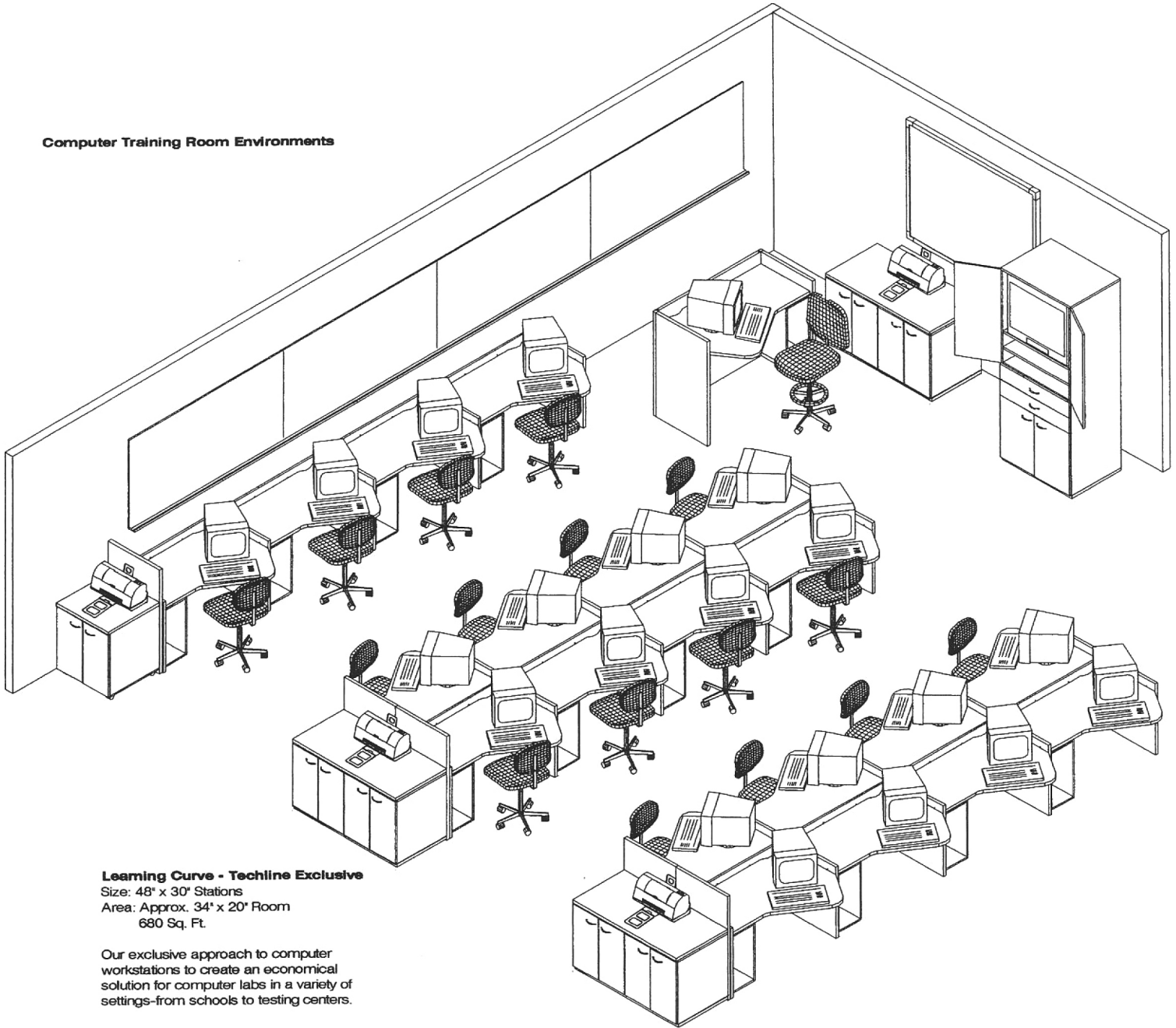
F-26 Conference Table and Credenza
Size: 11'W x 13'D x 36"H



F-27 Conference Table and A/V Wall Unit
Area: 8'W x 17'D x 6'-6"H

I - Educational & Training


Computer Training Room Environments



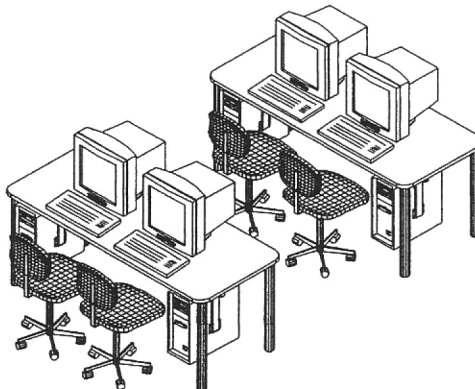
Learning Curve - Techline Exclusive

Size: 48" x 30" Stations
Area: Approx. 34' x 20' Room
680 Sq. Ft.

Our exclusive approach to computer workstations to create an economical solution for computer labs in a variety of settings—from schools to testing centers.



**G-1 Learning Curve
Computer Workstation**
With CPU Holder
Size: 48"W x 30"D




G-2 Computer Tables
With CPU Holders
Size: 72"W x 30"D



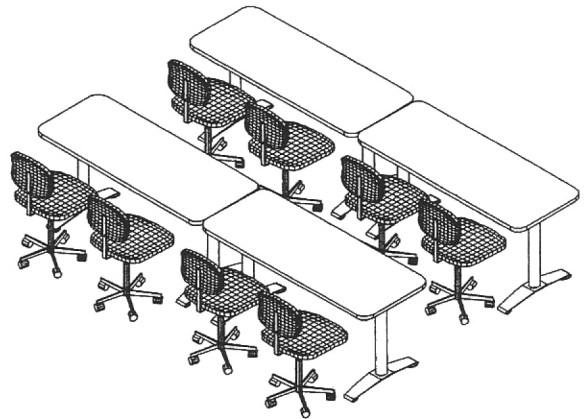
G-3 Six Station Computer Pod
With CPU Holder and Printer Ledge
Size: 93" Diameter Hexagon

I - Educational & Training

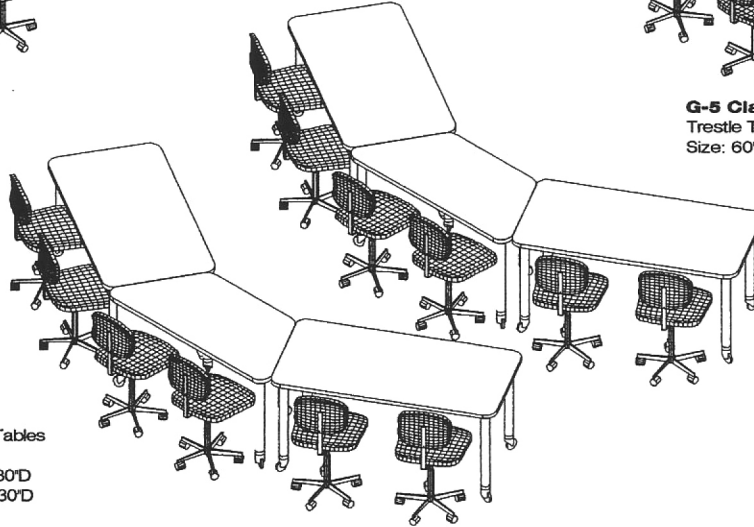
Training Room Table & Configurations



G-4 Cluster Style
Large Circle Tables (Seats 6 Per Table)
Size: 60" Diameter

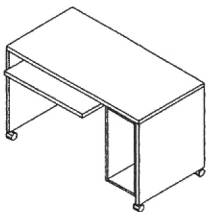


G-5 Classroom Style
Trestle Table (Seats 2 Per Table)
Size: 60"W x 24"D

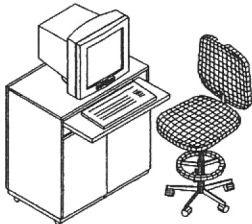


G-6 Theatre Style
Rectangle & Trapezoid Tables
(Seats 6)
Size: Rectangle 60"W x 30"D
Trapezoid 60"W x 30"D

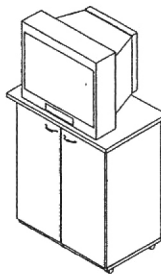
Training & Classroom Room Basics



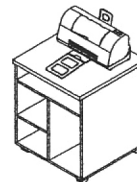
G-7 Computer Table
Size: 48"W x 24"D



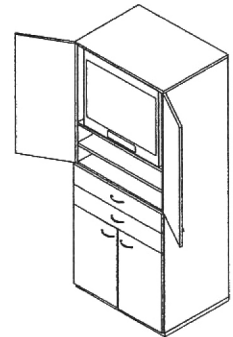
G-8 Computer Cart
Size: 32"W x 20"D x 34"H



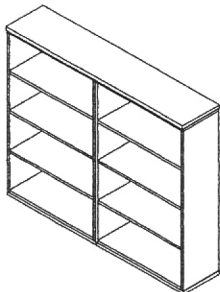
G-9 Multi-Purpose Cart
Size: 36"W x 20"D x 36"H



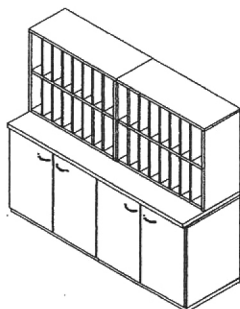
G-10 Printer Cart
Size: 24"W x 24"D



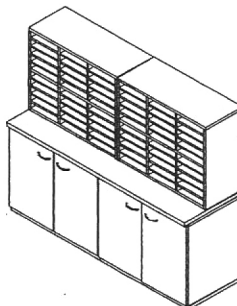
G-11 AV Cabinet
Size: 32"W x 20"D x 78"H



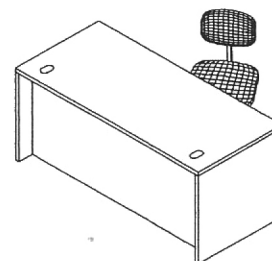
G-12 Bookcases with Overlay Top
Size: 64"W x 14"D x 53"H



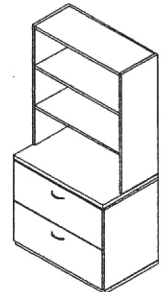
G-13 Vertical Mail Organizer
Size: 64"W x 20"D x 55"H



G-14 Landscape Mail Organizer
Size: 64"W x 20"D x 55"H

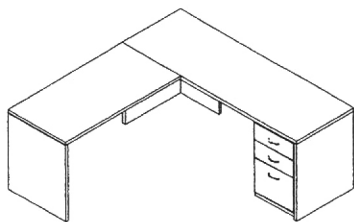


G-15 Teachers Desk
Size: 66"W x 30"D

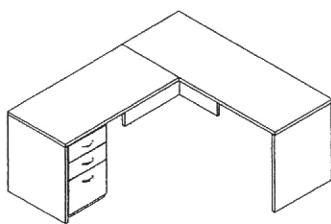


G-16 File & Bookcase
Size: 32"W x 20"D x 68"H

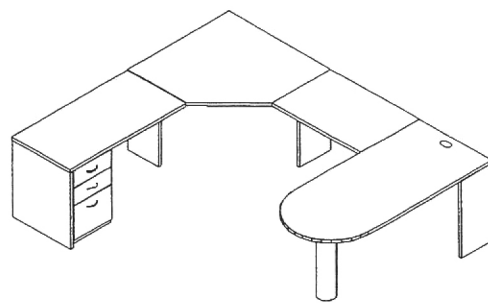
J - Priority Program



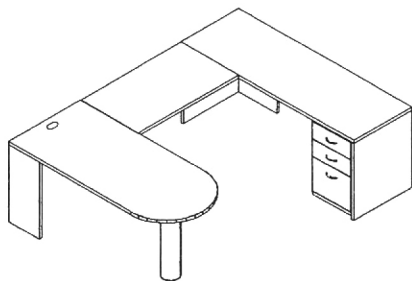
J-1 72" x 66"



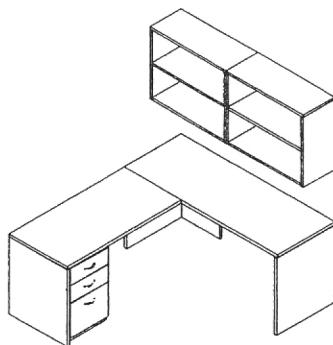
J-2 72" x 60"



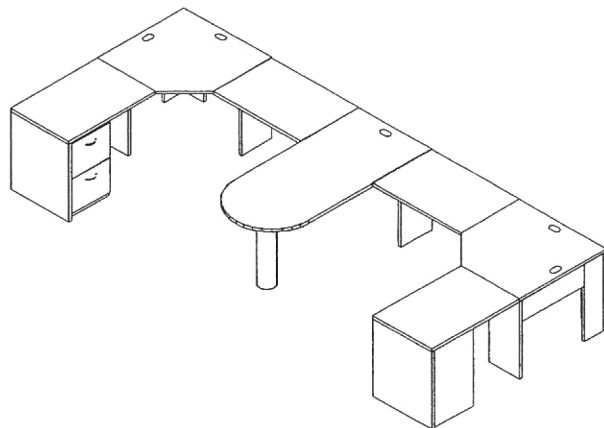
J-3 90" x 114"



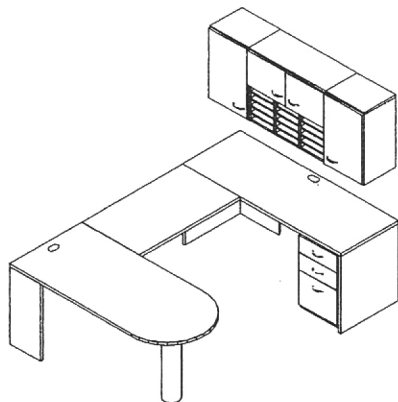
J-7 96" x 66"



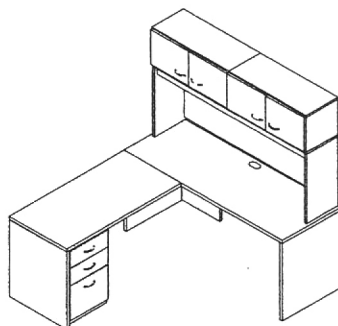
J-8 72" x 66"



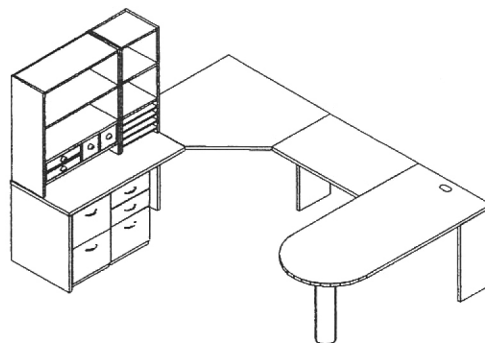
J-9 72" x 174"



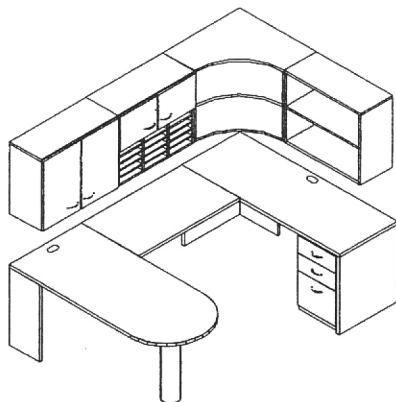
J-13 96" x 66"



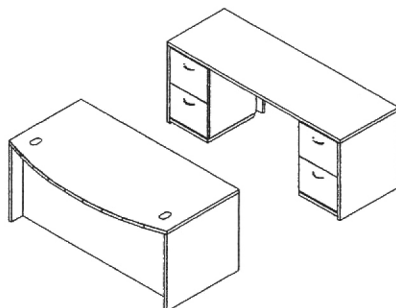
J-14 72" x 66"



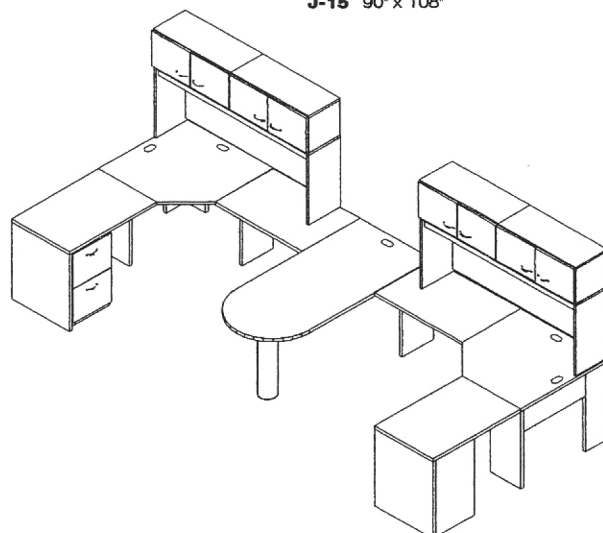
J-15 90" x 108"



J-19 96" x 66"

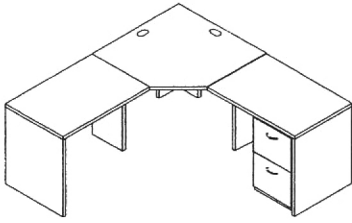


J-20 102" x 66"

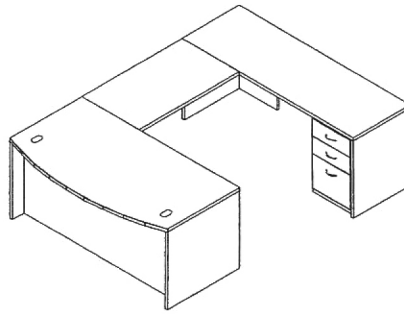


J-21 72" x 174"

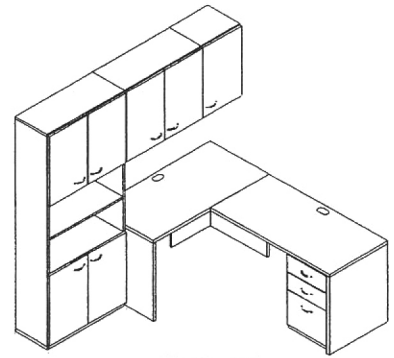
J - Priority Program



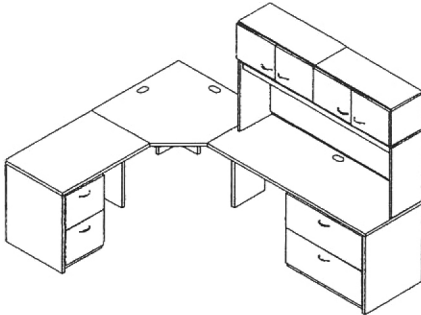
J-4 72" x 72"



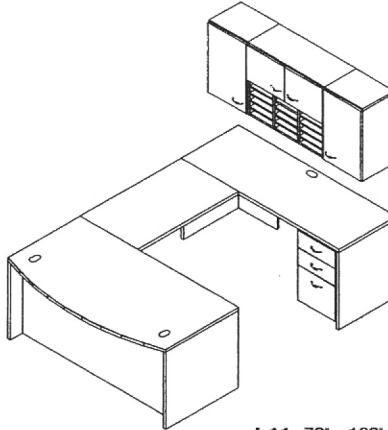
J-5 102" x 66"



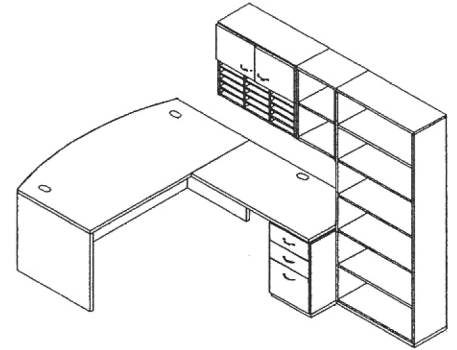
J-6 80" x 72"



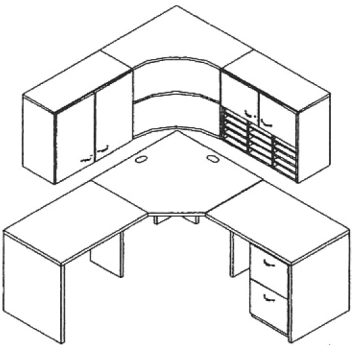
J-10 72" x 102"



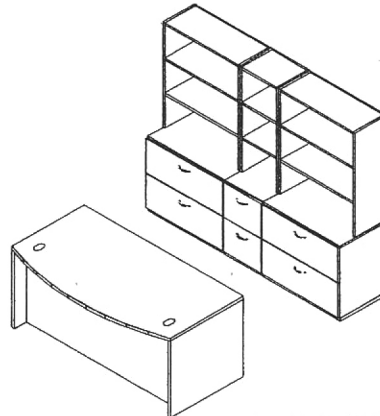
J-11 72" x 102"



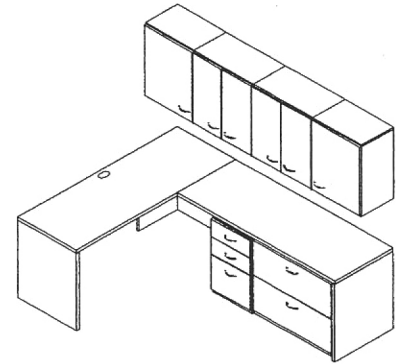
J-12 66" x 116"



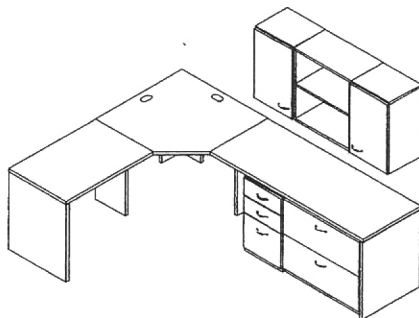
J-16 72" x 72"



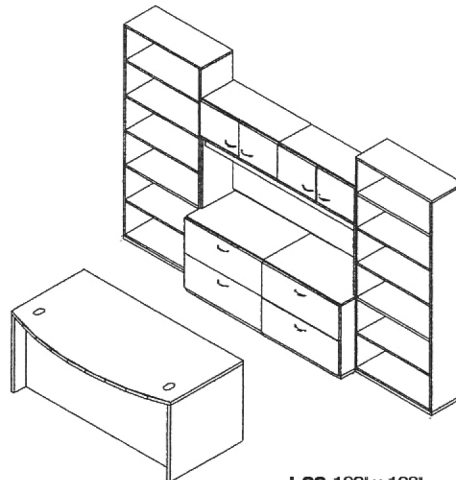
J-17 80" x 102"



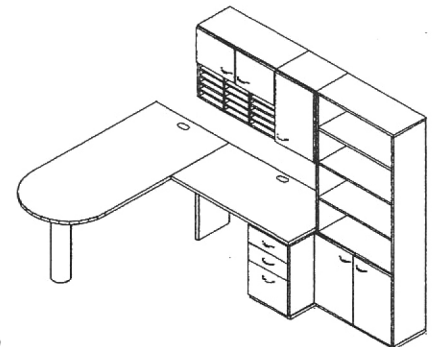
J-18 66" x 90"



J-22 72" x 96"



J-23 102" x 128"



J-24 66" x 110"